NC SCHOOL REPORT CARD · 2024–25

Lufkin Road Middle

Wake County Schools · Apex · Wake County

https://backtoschoolnc.com/schools/lufkin-road-middle/
http://www.wcpss.net/lufkinroadms

At a glance

C	63	Not Met	1,035	6-8
Performance grade	Score / 100	Academic growth	Students	Grades

Headline measures

PERFORMANCE SCORE

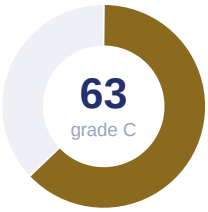

CHRONICALLY ABSENT

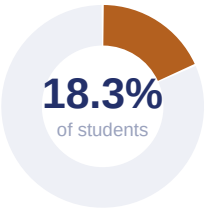

ECONOMICALLY DISADVANTAGED

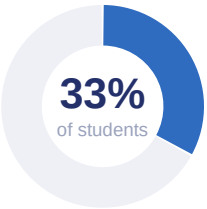

Student proficiency by subject

Solid bar: grade-level proficient (levels 3–5). Light bar: career and college ready (levels 4–5).



Achievement levels

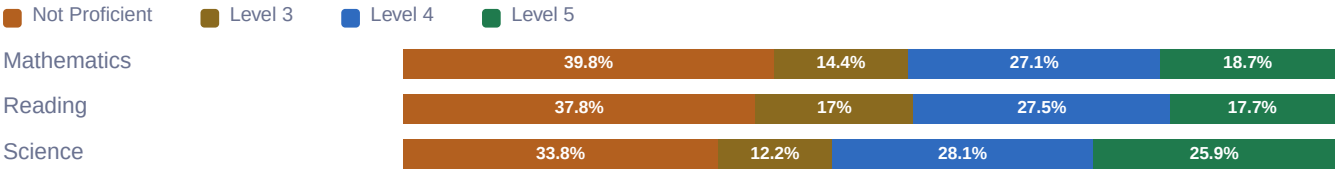

Teachers and environment

Teachers (FTE)	62.72
Experienced teachers	56.11 (89%)
Beginning teachers	6.61 (11%)
Standard licence	59.14 (94%)
National Board certified	6
Devices per student	0.76
Library books per student	13.01
Student–teacher ratio	16.83:1

Federal and state designations

Low-performing school	No
Recurring low-performing	No
CSI — low performing	No
CSI — low graduation rate	No

TSI — at risk	**Yes**
TSI — consistently underperforming	**No**

CSI is Comprehensive Support and Improvement; TSI is Targeted Support and Improvement, both federal ESSA categories.

Sources

NC School Report Cards — NC Department of Public Instruction
Performance grade, growth, proficiency, attendance and staffing for Lufkin Road Middle (agency 920484), 2024–25.
https://ncreports.ondemand.sas.com/src/school?school=920484&year=2025

NCES Common Core of Data — U.S. Department of Education
Directory, enrolment and staffing (NCES school ID 370472002490), 2024–2025.
https://data-nces.opendata.arcgis.com/

Back To School NC
Compiled directory and this report.
https://backtoschoolnc.com/schools/lufkin-road-middle/

Generated 2026-08-31 from the 2024–25 NC School Report Card and the 2024–2025 NCES Common Core of Data. Back To School NC is an independent reference site, not affiliated with NC DPI or the U.S. Department of Education. Confirm enrolment and attendance details with the school directly.