NC SCHOOL REPORT CARD · 2024–25

Dunn Elementary

Harnett County Schools · Dunn · Harnett County

https://backtoschoolnc.com/schools/dunn-elementary/
https://www.harnett.k12.nc.us/Domain/19

At a glance

D	46	Not Met	813	PK-5
Performance grade	Score / 100	Academic growth	Students	Grades

Headline measures

PERFORMANCE SCORE

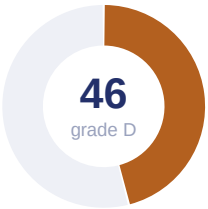

CHRONICALLY ABSENT

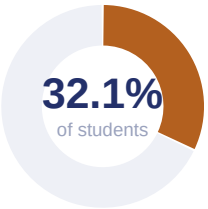

ECONOMICALLY DISADVANTAGED

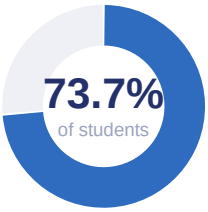

Student proficiency by subject

Solid bar: grade-level proficient (levels 3–5). Light bar: career and college ready (levels 4–5).

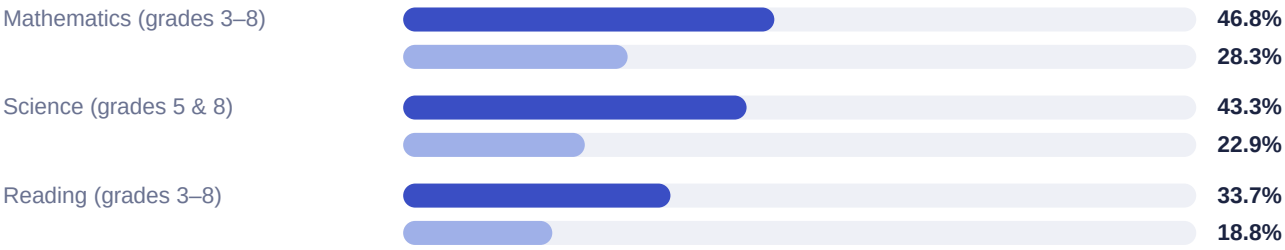

Achievement levels

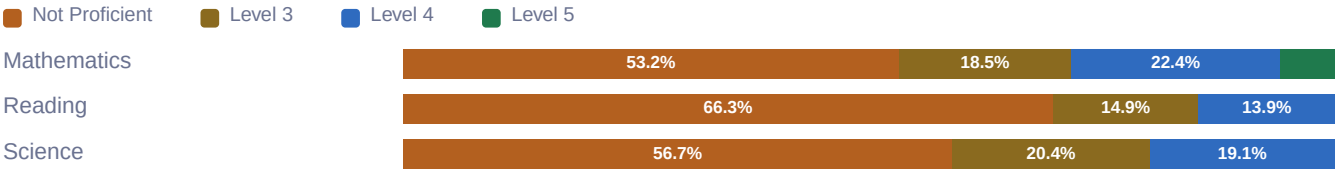

Teachers and environment

Teachers (FTE)	**53.14**
Experienced teachers	**29.03 (55%)**
Beginning teachers	**24.11 (45%)**
Standard licence	**52.69 (99%)**
National Board certified	**0**
Devices per student	**0.68**
Library books per student	**22.24**
Student–teacher ratio	**13.9:1**

Federal and state designations

Low-performing school	**Yes**
Recurring low-performing	**Yes**
CSI — low performing	**No**
CSI — low graduation rate	**No**

TSI — at risk	**Yes**
TSI — consistently underperforming	**Yes**

CSI is Comprehensive Support and Improvement; TSI is Targeted Support and Improvement, both federal ESSA categories.

Sources

NC School Report Cards — NC Department of Public Instruction
Performance grade, growth, proficiency, attendance and staffing for Dunn Elementary (agency 430344), 2024–25.
https://ncreports.ondemand.sas.com/src/school?school=430344&year=2025

NCES Common Core of Data — U.S. Department of Education
Directory, enrolment and staffing (NCES school ID 370201000883), 2024–2025.
https://data-nces.opendata.arcgis.com/

Back To School NC
Compiled directory and this report.
https://backtoschoolnc.com/schools/dunn-elementary/

Generated 2026-08-31 from the 2024–25 NC School Report Card and the 2024–2025 NCES Common Core of Data. Back To School NC is an independent reference site, not affiliated with NC DPI or the U.S. Department of Education. Confirm enrolment and attendance details with the school directly.